

Zero G or NASA Qualified Non-Crewmember Medical Qualification Process

Applicant Guide

Step 1

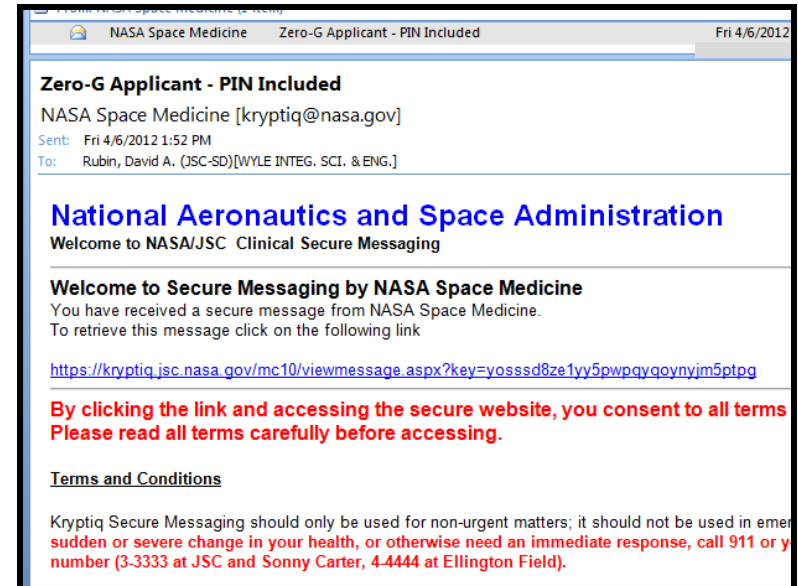
- You have received this guide because you were identified as needing medical clearance to fly on a Zero G or NASA aircraft.
- The following information has been submitted to the JSC Clinic by your program representative as the first part of the qualification process:
 - Name
 - Gender
 - Email address

Step 2

- Once your information has been processed by the JSC Clinic you will receive a plain text email with instructions for [first time](#) or [returning](#) JSC Clinic Patient Portal user.
- This email will be from “JSC Clinic@nasa.gov” with the subject “Medical Clearance Form for Zero G/NASA Applicants ”

Step 3 – First Time Users

- You will receive a subsequent email from “NASA Space Medicine”
 - Add kryptiq@nasa.gov to your safe senders list.



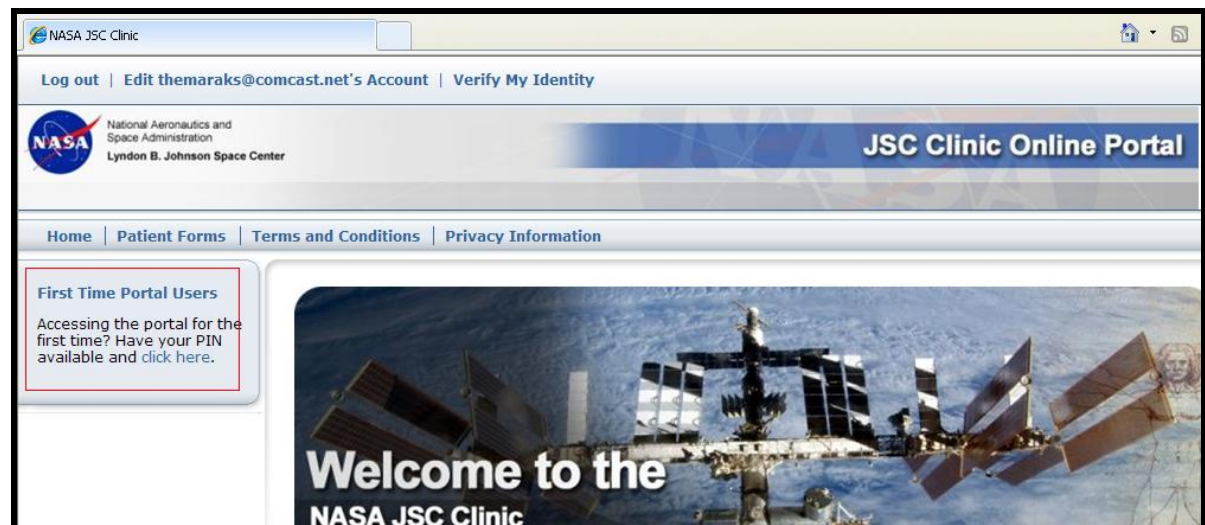
- The email contains a link to a message in the JSC secure messaging system.
- The secure message contains a Personal Identification Number (PIN) and a link to access the online Patient Portal.

Step 4 – First Time Users

- Use the link in the secure message to access the Patient Portal.

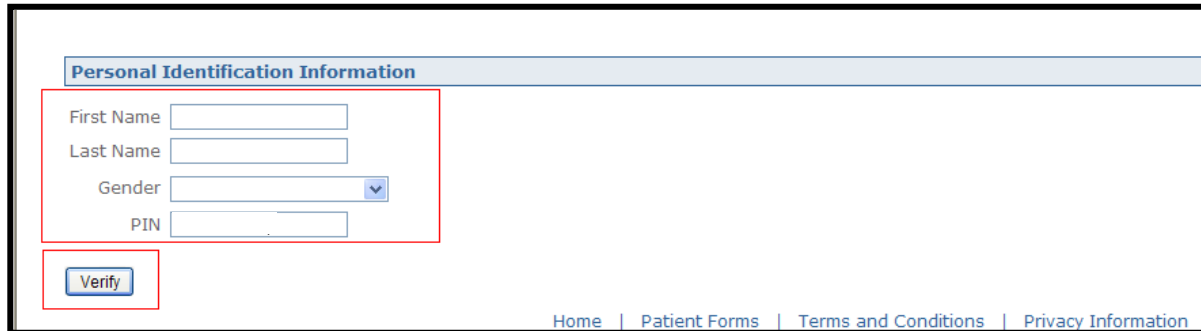


- Follow the “First Time Portal Users” link.



Step 5 – First Time Users

- Verify your identity with name, gender, and PIN
 - **IMPORTANT:** You must use the same form of your name and gender as supplied to the JSC Clinic by your program.



The screenshot shows a web form titled "Personal Identification Information". The form contains four input fields: "First Name", "Last Name", "Gender" (a dropdown menu), and "PIN". A "Verify" button is located below the input fields. The entire form is enclosed in a black border. At the bottom right of the page, there are links for "Home", "Patient Forms", "Terms and Conditions", and "Privacy Information".

Personal Identification Information

First Name

Last Name

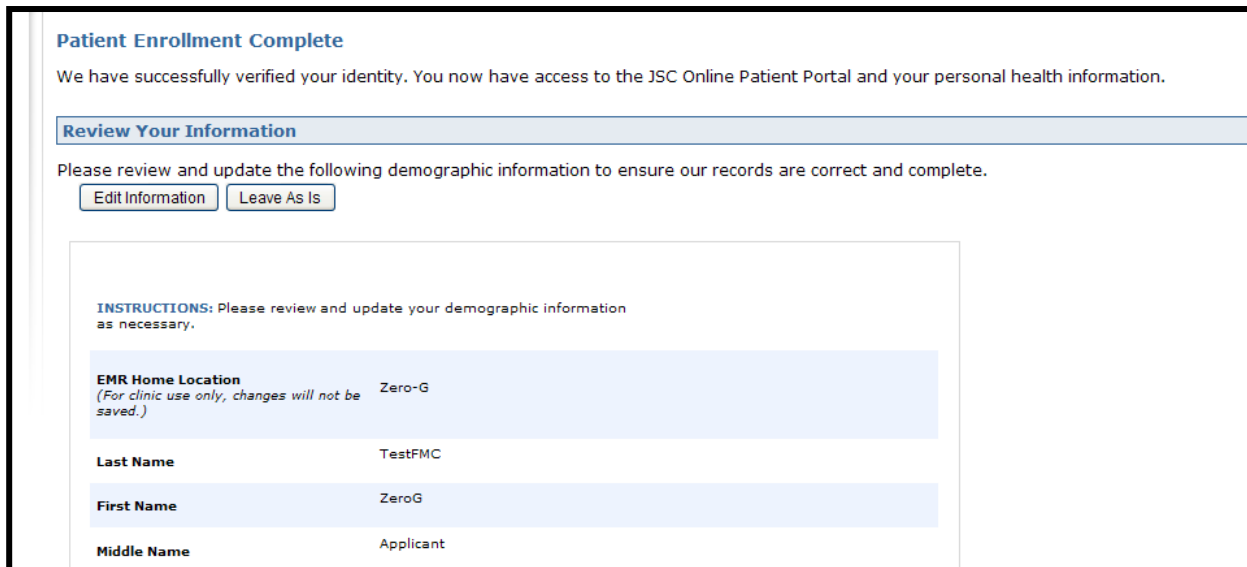
Gender

PIN

[Home](#) | [Patient Forms](#) | [Terms and Conditions](#) | [Privacy Information](#)

Step 6 – First Time Users

- Update your demographic information
 - **IMPORTANT:** If you are a new JSC Clinic patient your displayed date of birth will be incorrect. Failure to update your date of birth will result in medical disqualification.



Patient Enrollment Complete

We have successfully verified your identity. You now have access to the JSC Online Patient Portal and your personal health information.

Review Your Information

Please review and update the following demographic information to ensure our records are correct and complete.

[Edit Information](#) [Leave As Is](#)

INSTRUCTIONS: Please review and update your demographic information as necessary.

EMR Home Location <i>(For clinic use only, changes will not be saved.)</i>	Zero-G
Last Name	TestFMC
First Name	ZeroG
Middle Name	Applicant

Step 7 – First Time Users

- Follow the link in the Patient Portal to complete the Flight Medical Clearance form.



The screenshot shows the NASA JSC Clinic Online Patient Portal. At the top left is the NASA logo and the text "National Aeronautics and Space Administration Lyndon B. Johnson Space Center". To the right is the title "JSC Clinic Online Portal". Below this is a navigation bar with links for "Home", "Patient Forms", "Terms and Conditions", and "Privacy Information". On the left side, there is a box titled "First Time Portal Users" with the text: "Accessing the portal for the first time? Have your PIN available and click here." The main content area features a large image of a space station in orbit with the text "Welcome to the NASA JSC Clinic Online Patient Portal". Below the image is a paragraph: "The JSC Clinic is part of NASA's Space Medicine Division, Clinical Services Branch, located at the NASA Johnson Space Center. We strive to offer our patients convenient, high-quality care by providing online health services through this website." Underneath this paragraph is the text "Zero-G flight applicant forms (both are required):" followed by a bulleted list of two links: "Demographic Update for Flight Medical Clearance" and "Flight Medical Clearance Form".

Step 3 – Returning Users

- You will be instructed to proceed to the JSC Clinic Online Portal and use the Returning Portal Users box to log into the portal.
- Once you have successfully logged in follow the links on the Patient Portal home page and fill out the two required forms for medical clearance consideration.